



IN THIS ISSUE

Letter from Our Baronage	1
Calendar	2
Draco Invictus!	3
A	4
Surprise That Was Long Overdue	
Youth Activities	5
Martial Activities at MWG	6-7
Solvieg's Hearth	8
Maintaining your Garb Part 1	9-10
12th Night	11
Pennsic Story	12
Event Photos	13-14
Mounted War Games XII	15-16
My Experience at the TOA	17
Coloring Pages	18-20
Job Openings	21
Officer's Page	22

LETTERS FROM OUR BARONAGE



Greetings upon all Shadowed Stars –

Mounted War Games was a bittersweet event to me as, two years ago I stepped up to be Baroness with Ronan and it has been a fantastic experience. We have watched you grow from the pandemic times into a Barony that has pride and strength in it. I know as I step down and attend to my estates to the East, you will continue to support Baron Ronan thru the next year.

I will always watch you shine, my Stars, you are amazing in your individual ways and as a group you shine even brighter than you imagine.

Light in Service, Dame Hadley

So, I started writing this by looking back on the summer newsletter. We have had so much going on in the last 3 months that it's a bit mindboggling. I for one am looking forward to a few months that are a little bit calmer as we glide into fall.

I'd like to first off thank everyone for all their effort put into Mounted War Games. It was an amazing success and I heard nothing but stellar reviews back from everyone who attended.

As for events for the fall, I am hoping to do some sort of picnic or potluck in the coming months before the weather forces us inside but I still have to work out the details on that. More information to be coming on that in the future.

Kingdom events, I plan on attending the following:

- Michaelmas and Shutzenfest on Sept. 29th
- Hunt for the White Stag on October 7th
- Fall Crown on October 21st
- Fall Rum on November 18th
- Christmas Tournay on December 2nd

We are still on the lookout for an indoor site for winter practices. If you have any ideas please let me know as soon as possible.

As I always do, I'd like to remind everyone to please let me know if you have anyone whom you feel is deserving of a local or kingdom award.

Yours in Service, Baron Ronan





Photo Courtesy of Leandra Corzi

BARONIAL CALENDAR AT-A-GLANCE

Baronial Practices and Chats:

A&S Classes—Please see Facebook or Calendar, schedules vary

Archery Practice — Next date to be announced.

Armored and Rapier Practice— 6:00-8:00 PM EDT; for location please check online calendar.

Equestrian Practice – Next date to be announced.

NOTE:

For the times, locations, class information, and most up-to-date info on these and other Shadowed Stars activities, please visit the Baronial Calendar online at:

<http://shadowedstars.midrealm.org/calendar>.

Business Meetings

October 23, 2023 Meeting Room A , Downtown Library

November—To be Announced

December—No Meeting due to Holidays

7:00 PM Start

<https://www.facebook.com/groups/ShadowedStars/posts/6088586831184757/>

Also check recent posts on the Shadowed Stars Facebook group page for last-minute updates , possible can-

Draco
Invictus!

Master
Fergus
Macpherson

Photo Courtesy
of Leandra Corzi



Service!!! Service to the crown, service, to the kingdom, service to the group, and service to each other. When I was elevated to the order of the Pelican it was due to my years of service to the Kingdom. At Mounted War Games, I attended a peerage roundtable, and I thought long and hard about what it takes to be a peer.


I can really only say for sure what I takes to be a Pelican, but even that can change from Pelican to Pelican. I worked as an officer of Shadowed Stars for many years, and I hold a regional office. Being a landed Baron and co-Steward for the History Hall at Midrealm 50 year absolutely helped me on my path. None of these was an easy job.... And that's what they are....JOBS. I like to help and be useful. The Pelican path was for me, whether I thought about it or not.

The Chivalry and Masters of Defense are recognized for their prowess in battle. That seems simple enough to say, but there is more to it than that. Are they an honorable fighter? Does their kit look good? Are they a jerk? Ok... that works for every peerage. Prowess can only get you noticed. Once recognized, both types of peers are expected to hang around, teach and support other aspects of the SCA. Hmm... sounds like there might be service involved. I have heard a member of the Chivalry ask about a candidate's service even before the asked about their ability on the field.

Laurels are recognized for their expertise in the arts and sciences. This is the broadest peerage in my opinion. They cover every other aspect of the SCA. It boggles the mind. You name a historical subject and there is probably a Laurel that studies it. Their candidates must know about their subject, share their subject, and be able to teach the subject. Sharing and teaching are two different things in my opinion. Once again, part of their candidates, must serve the community and SCA around them.

When a person is recognized as a peer (any peerage) they are given another job. We call an elevation an award, but that isn't all there is to it. Yes, they are given a title and access to a secret club, but it isn't all you might think. Peers, who don't disappear, are expected to continue to serve the SCA in any way they can. Peerage is a not a goal, but a stop on a never-ending path.

In Service, Fergus MacPherson



A
Surprise
That Was
Long
Overdue

Dame
Maggie
Mackeith

Photo by
Leandra Corzi

As the first protégé of Sigulf Karlnar, I take pride in being the eldest sibling to all the other dependents he has. One of these is Accolon Shadowhawk. He has been my little brother for many years and even claims the title of “Uncle” to my dependents. I remember, when I was being placed on vigil, that I thought they must surely have been about to call for him, as I felt that he was more worthy than I.

His service to the Middle Kingdom and Constellation region is long and varied. And, finally, at Mounted War Games, it was to be recognized! I got pulled into the plot early on, with Sigulf reaching out to me to help him think of a way to get Accolon to Mounted War Games. Accolon wasn’t planning to attend, as he and his wife were leaving for the UK just ten days after the event. So, a little untruth was born. He was told (by me!) that Sigulf was receiving a great award in court, and I was trying to get all his dependents present. He reluctantly agreed.

Then, with Their Majesties’ permission, I contacted his wife to let her know the plan, since she often doesn’t travel with him, and I wouldn’t want her to miss a second of it! The wheels were in motion and we got started. I found another among the Pelicanate, Countess Catarina, to make him a cap of maintenance. His wife ordered a vigil book and tokens to give to those who visited the vigil, and medallions were found. The vigil was planned, down to chairs and snacks.

Then, on Saturday morning, Court was opened. Sigulf was called forward and he, in turn, asked for all Constellation Pelicans to be called forward. This was done to show Accolon that he had the support of the full region. It’s not something that normally happens, but we wanted to make it extra special for him.

Then Accolon was called forward and placed on vigil. He sat his vigil all that day and was elevated that evening. The look of surprise and joy on his face is not one I will soon forget.

While it is true that some peers take longer than others to be recognized, I believe that it is often, as in this case, worth the wait.



Youth
Activities
at
Mounted
War
Games

Youth Activities

At this year's Mounted War Games the kids had a great time. The biggest hit of the weekend was the crafting of a house with an outdoor area for horses (which was totally unplanned!). It was fantastic to see the kids using their imaginations and ingenuity in crafting their creation. Building with cardboard will certainly be coming back for future events.

For the rest of the time we had some open crafting, bauble making and decorating, story time with Baroness Hadley, games of chance, bean bag toss and SCA Bingo in the Youth Activities area. Outside of the Youth area there was a Youth Shoot for Archery and pony rides for all ages. It was great to see the kids keeping busy and engaging in a variety of activities.



Martial Activites at Mount- ed War Games

Lady Aoife,

Lady
Kimberly of
the Three
Rivers ,


Warder
Prudence



Archery has been one of our traditional activities at Mount-ed War Games. This year was no exception. Special thanks go to the marshalls Lord Logan MacArtuir, Forrester Aelfric the Kestrell, and Forrester Ellbrigen Eoain for stepping up to help run the range. Forrester Alfarin planned a number of interesting shoots for the weekend. We had a window shoot and a mobile shoot on Blanco the Shadowed Stars wooden horse. Forrester Aelfric planned and ran a youth shoot. We also had a shoot like a champion challenge. Archers got to try one of the Pennsic Champions Team Challenges, by trying to put out the lights after the Festival of Neith. During the open shooting, we also had a skeleton to aim for. On Sunday, we finished up with the Baronial Champion Archery Challenge. Last year's Archery Champion, Zappicus, ran the shoot and the targets were beautiful.



Lady Aoife





There was a great turnout of armored combatants for Mounted War Games XII, with thirty-two attendees on Saturday and ten on Sunday. Saturday was full of many fun tournaments: Novice Tourney, Two Man Shield and Spear Tourney, Three Man Melee and finally an Atlantian Speed Tourney. Sunday kicked off with the Baronial Championship Tournament followed by an afternoon of pick-ups and comradery. All in all, a couple of great days of fighting and fun.

Armored MIC: Lady Kimberly of the Three Rivers

Greetings good gentles! A good time was had by all who came to the range this past Mounted war games. There was plenty of time to work on your aim before scoring for the tourney, it worked well and will probably be the way we do it next year. There are hopefully a couple more practices before we wrap it up for the season. Make sure to check on the condition of your throwing axes, knives, spears and trowels before storing them for the winter. Be sure to sand and oil your handles, file off any burrs, make sure all are snug and well attached. Check for any cracks that may have developed. Also clean off the rust.



Prudence, Dread Pirate thrown weapons marshal

Solveig's
Hearth,
Fall
A.S. LVIII
(58)

Solveig
Sigulfsdot
tir



Solveig's Hearth, Fall 2023, A.S. LVIII (58)

The Barony recently celebrated their twelfth Mounted War Games. Dame Maggie and I oversaw the meals for the weekend. With the help of Lady Emma, we came up with a wonderful menu for the weekend. One of the recipes that was enjoyed was my interpretation of a recipe based on Michael F. Gunter's custard pie. You can find a link to the original recipe below. The pie crust was an easy recipe that my mother used. I've also included that recipe.

We cooked the pies ahead of time, wrapped them in foil and refrigerated them. They were brought to room temperature before being topped with a ginger and sugar mixture.

This pie was not too sweet and would be a wonderful ending to any meal.

Easy Oil Pie Crust

<https://cozypeachkitchen.com/oil-pie-crust/>

Boiled Cream Custard Tart

A custard pie based on a recipe by Michael F. Gunter

The original recipe can be found here:

<http://www.godecookery.com/friends/frec15.htm>

Ingredients

2 cups whipping cream

4 oz cream cheese

3 whole eggs

1/4 cup sugar

1/4 tsp salt

1 tsp each ground ginger & sugar

Directions

Heat the cream cheese until soft.

Blend the whipping cream with the cream cheese.

Put mixture in a large saucepan and heat it over low heat, stirring.

Beat the eggs with the sugar, saffron and salt.

Gradually add some of the hot cream mixture to the egg mixture, continuing to beat until smoothly blended.

Return the mixture to the pan and cook very gently, stirring without letting it come to a boil until thick.

Pour into a pre-baked pie shell and allow it to cool.

Sprinkle the ginger & sugar on top. May decorate with edible flowers or berries.

Maintaining Your Garb: The Problems with Hems

Leandra Corzi



Hems, love them, hate them, trip all over them. One thing is definitely true, keep anything long enough and you will have to repair them. The most frequently requested is how to fix issues with skirt and dress hems, so that is where we are going to start. I have heard over the years many compliments about stepping on skirts that are too long, or a great length standing that suddenly is too short when walking. Also, about how much the hems of dresses get stained. Questions to be answered, when standing still, how long is it? What time frame is the skirt?

Tripping Hazards

Fix 1: Adding extra volume brings up the skirt a little extra to keep it a tad bit more out of the way, hip pads, bum rolls, under skirts, farthingales and hoops can all do this to various degrees. Depending on the time frame of the outfit some of these would lend them to be easier to use than others while still maintaining the historical time frame of the outfit. These will all change how the rest of the outfit fits, including making the outfit both heavier and warmer, also making it potentially a little more awkward if one isn't used to larger volume garments.

Fix 2: A little bit of prevention for this fix. When you are sewing your hem, instead of a standard hemline, turn it into a weighted hem. This will give the hem a little bit more body so that it will flow around your feet and create a little more space. In order to make a weighted hem there are multiple ways to weigh a hem. One can sew it as a double hem, sew on the interior of the hem a band that is at least 2 inches wide of a simple woven trim; grosgrain, twill tape, canvas stabilizer, etc. Thirdly, one can add a decorative band that is of decent weight and size to the exterior of the skirt such as velvet, stamped bands of contrasting fabric, etc.


Fix 3: Shorten the length. This is my least favorite method as once you cut it, there is no going back. You can shorten it by trimming the hem off, and then restitching it, giving you between an inch or two of clearance. Or you can pick the waistline apart and trim it off the top. Taking off the bottom is faster, but if you pull it up from the top, the original hemline will remain intact.

Stains Away

Fix 1: For stained hems once it has been determined that washing, and bleaching (if possible) only waste the cleaner. The easiest fix is trimming the stained hem up. Now shorter, it may no longer have the proximity to the ground it used to have and sometimes this means a longer life stain free.

Fix 2: Covering it up, sometimes a good trim just a hairline above the bottom of the trim can disguise if not completely hide the now stained garment. I usually recommend it be placed at about half an inch to an inch above the hemline.

Fix 3: When all else fails, dye it. If shorting it would bring it up too high, and the stain is too much to cover with trim (and you can make your own that's pretty wide), maybe try either stripping all the color and re-dyeing it, or over-dyeing it. I have, more than a few times, overdyeed a stained garment so that when it is done, either there is no sign of the stain, or it's so negligible that most won't notice.



The Barony of Shadowed Stars is hosting their annual Twelfth Night party for barony members and friends. The theme this year is Superheroes and Villains. Come dressed as your favorite Superhero or Supervillain, but medieval style. What would The Flash look like as a Landsknecht? Wonder Woman as an Anglo Saxon? Superman as a samurai? Cyclops as Iron Age Irish? Storm as a 16th century Italian? The possibilities are endless.

As always, the Barony will provide main dishes for feast, and everything else will be potluck. (Potluck assignments coming later.)

Lunch will be a taco bar.

There will be a gaming area, so bring your period and period-ish games.

There will be an A & S area for people who want to work on projects or show off their handiwork. There will also be an area for children's activities. And there may be dancing.



Pennsic
50;
Meeting
Friends

Leandra
Corzi



A long time ago (2001), in a Shire yet to be a Barony, I found the SCA and some friends. There was Cordelia, Sabina and I, known as Gwerith at the time. We were all in our early twenties, and through dance classes, and events, and maybe a few nights out on the town, had a brilliant time.

Time passed as it always does, all three of us have now married, one has a kid, and one has moved kingdoms away. This year at Pennsic two of the three were reunited for the first time in many years.

Pennsic a place where people from all across the world, across time, and across experience can meet. Finding a friend long not seen, talking over coffee, and spending an hour or so talking was the highlight of my Pennsic. Next time, hopefully it's not another 15 or so years between shared drinks.

Event Photos

Photos by
Leandra Corzi

Here are some photos from the last few months for some of the events you may have missed.





Mounted War Games XII: Better by the Dozen

THL Diana de Diamel

Photos by Leandra Corzi



Well, Shadowed Stars, we did it again! Mounted War Games XII was a great success, and many thanks go out to everyone who participated! We had almost 300 participants come from throughout the kingdom and even several who traveled from beyond our borders. Our mounted activities saw 45 riders on nearly 30 equines, and entertained many spectators. Special thanks are owed to

our equestrian activities coordinators, THL Lancer Gwendolyn of Shadowed Stars and Lady Kolfinna Von Voorburg. It is because of their tremendous efforts that not only do so many riders come back year after year, we also attract new interest every year.

In addition to our equestrian games, we also offered many other activities, and thanks are due there as well. Appreciation goes out to Kimberly of Three Rivers for running the rattan list, Lord Andries Von Voorburg for running the rapier list, Forrester Alfairin Fani for organizing the archery activities and marshalls and also to Lady Aoife inghean Eoghain for stepping up and taking on extra responsibilities on our busiest day, War-



der Prudence of Colleah for running the thrown weapons range, Giuliana Lucia Solari for running hound coursing, THL Leandra Corsi for acting as both merchant coordinator and hall steward, Lady Muirenn ingen Fáelchon Uí Clérigh for organizing three tracks of well-attended and well-reviewed classes, Lady Eoforhild aet Wintanceastre for running very well received children's activities, THL Cassandra of Wyndhaven for running Gold Key and Information Pointe, Baron Master Sergeant Fergus Mac-Pherson for

running gate, and Dame Maggie MacKeith and THL Solveig Sigulfsdottir for executing the meals throughout the duration of the event – our compliments to the kitchen!





We also had the honor of running the largest Tournament of Arts that the Midrealm has hosted in living memory! We had almost 30 entrants receive feedback from over 20 laurels. Thanks go out to Dame Lote Winterborn for working with us to organize this tournament. By all accounts, the entrants and laurels were pleased, and the populace enjoyed the opportunity to see the extensive variety of knowledge, skills, and abilities that the SCA has to offer.

All of these individuals put in a lot of planning before the event to make sure that everything ran as smoothly as possible, but there are a few additional individuals that should be recognized for their roles behind the scenes: Baroness Hadley of Beckingham for running the social media promotional campaign, THL Solveig Sigulfsdottir for acting as volunteer coordinator, Warder Mael Duin mac Guilla Eanna for serving in his capacity as Seneschal, and royalty liaisons Forrester Gunnar Bogsveigir and Dame Maggie MacKeith. There are so many more that helped out with these activities, and thanks also go out to all those that put in time helping at gate, working the list tables, setting, re-setting, and breaking down the hall, taking shifts in the kitchen, teaching classes, and all the other work that



goes into running a successful event. We are very fortunate to have too many to name here, – you already know who you are, now please also know that you are all appreciated. We could not do all this without our volunteers! Because we have offered so much to so many, we received many compliments with participants calling us “the best pick-me-up for Pennsic withdrawal symptoms”, “a mini-RUM [Royal University of the Midrealm]”, and “a war for those that can’t go to war”. We have good reason to be proud of

our annual event and all that we offer. Let’s do it again next year!

-THL Diana de Daimiel, event steward



My Experi- ence at the TOA

Lord
Briant
Ranc
C.W.

Photo by
Leandra Corci

My experience at TOA (Tournament of Arts)

At Mounted War Games I decided to enter the Tournament of Arts. If you have never entered a TOA you can enter any arts & science project either previously done, or in the works. You then get two 45 minute sessions to talk to a Laurel that is assigned to you. This time they added a 50-minute speed round, 10 minutes each, and Laurels go around and pick who they want to talk to.

With this being my first TOA I was a bit nervous. But why? I know what I'm talking about (Tin lanterns), I do it all the time. Oh yeah, different time period, and these people don't know me and what I do. I do not know why it was called a tournament. There were no prizes, only helpful knowledge to be gained from the Laurels.

First round started. I did not have any Laurel to talk to, there were more participants than Laurels. But I took this time to look around. I had a good display but felt there was something missing. Then I noticed everyone else had a three ring binder. I learned something, I needed a binder.

Round 2, a Laurel by the name of EikBrandr Solgyafi was who got stuck with me. No really he asked to talk with me. We had great conversation. He gave me some great advice and told me he wanted to keep in touch with me and follow my progress. We exchanged information and have been talking on-line several days a week.

Round 3 (Speed Round). I you were to only have time to talk to give other Laurels, but somehow I squeezed in six. All liked my work, gave me praise and said they hope to see more of what I do. All in all it was an experience I'm glad I had. Would I do it again, YES in a heartbeat. So if you are thinking of ever entering one, just do, you will not regret it.

Lord Briant Ranc C.W..



#ColorOurCollections

This image is from the collection of



Coloring Pages



Plants in Gerard's herbal are described in detail including when, where and how they grow, what names they are referred to by and crucially a list of their "Vertues" is given – in other words, how they could be used. "The tame or orchard Peare", meaning those grown domestically rather than their wild relatives, are all described as "colde, and all have a binding qualitie and an earthie substance". Some however, "may with good successe be laide upon hot swellings in the beginning, as may be the leaves of the tree, which do both binde and coole" [1597, 615.3 GER].

For more coloring pages, visit [ColorOurCollections.org](https://www.colorourcollections.org)

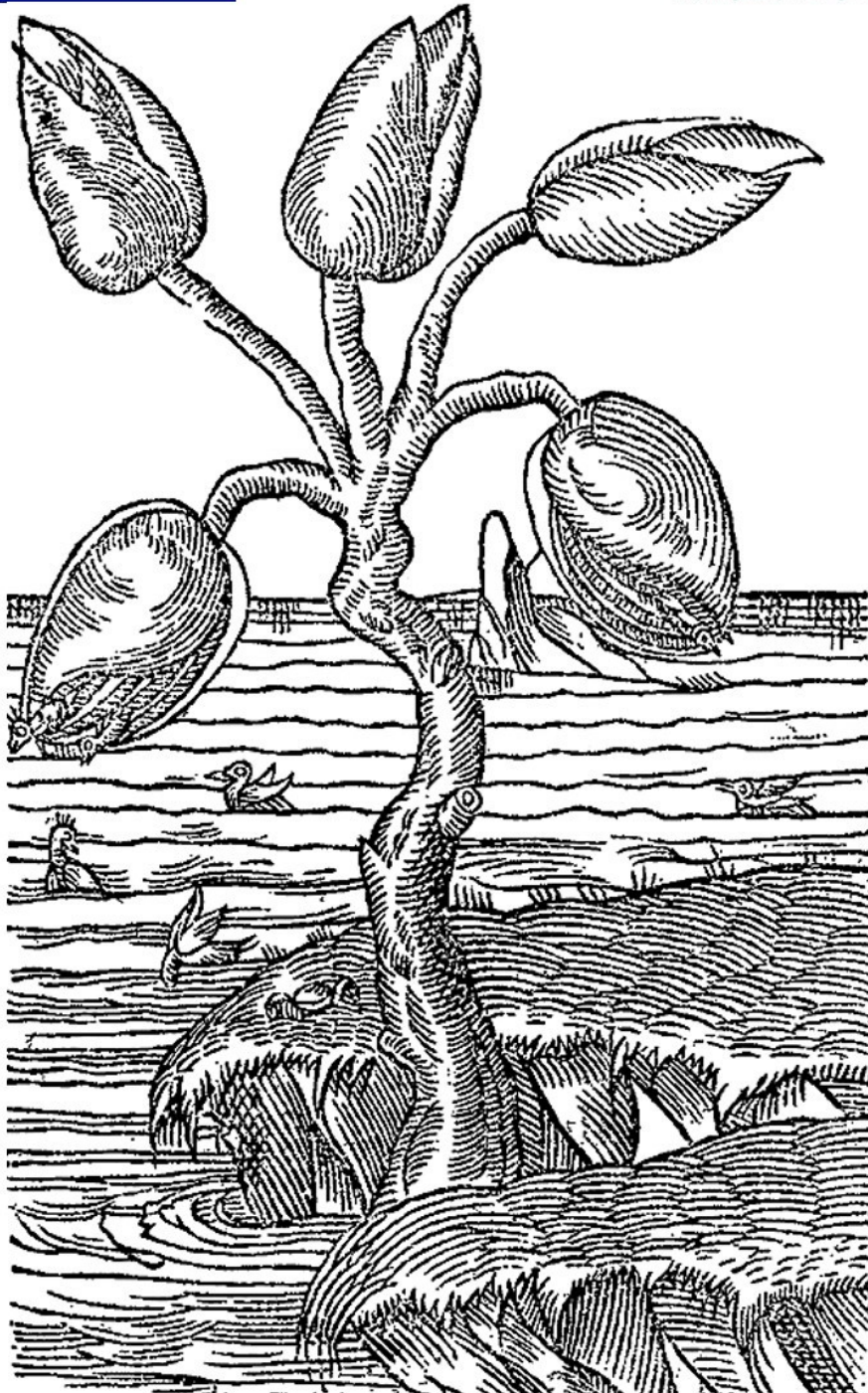
#ColorOurCollections*This image is from the collection of*

But what is a herbal? A herbal is a book that discusses and examines medicinal plants. They were used to help people identify, process and administer plant-based treatments to those suffering from various maladies, This is one of many woodcuts which accompanies Fuchs' descriptions of healing plants (note the flowers, seeds, leaves and roots that he insisted were portrayed). This image is of a dandelion, which although many now consider a weed, has leaves that were used regularly in salads and was traditionally used by apothecaries as a diuretic treatment. At Hilltop there will be a new Wellbeing Garden, in which plants with many healing qualities still valued today will be seen. So neatly tended though, will you spot any dandelions? [1542, 615.3 FUC]

For more coloring pages, visit [ColorOurCollections.org](https://www.ColorOurCollections.org)

#ColorOurCollections

This image is from the collection of



The library collection at Hilltop also includes a number of editions of another well-known herbal by John Gerard *The herball or generall historie of plantes*. Like Fuchs' book you will find an abundance of plant-based remedies here, but herbals like Gerard's could also include some strange folklore about plants and accepted beliefs that were held for centuries that may now strike us as strange. This image is of a curious tree believed to produce not fruit but Barnacle geese! As Gerard described, upon these trees "do grow certaine shells of a white colour tending to russet, wherein are contained living creatures: which shells in time of maturitie do open, and out of them grow those living things, which falling into the water do become fowles ...but the others that fall upon the land perish and come to nothing" [1597, 615.3 GER].

For more coloring pages, visit [ColorOurCollections.org](https://www.ColorOurCollections.org)

Job Postings

Baronial Chronicler

Benefits:

- First one to read the articles
- Learn new things
- Meet new people

Requires:

- Newsletters every quarter
- Quarterly reports
- Taking meeting Minutes
- Posting of Meeting Minutes

Pay:

Adoration of Populous

For additional information or question please reach out to Leandra.

Volunteers wishing to step forward please let us know at the October Business Meeting

**BARONIAL
OFFICERS**

Seneschal

Warder Mael Duin mac Gilla Ennae
shadowedstars.seneschal@midrealm.org

MOAS

Lady Aiofe inghean Eoghain
shadowedstars.moas@midrealm.org

Chatelaine

Raven de Lacey
shadowedstars.chatelaine@midrealm.org

Herald

Muirenn ingen Fáelchon Uí Clerígh
shadowedstars.herald@midrealm.org

Exchequer

Baron Fergus MacPherson
shadowedstars.exchequer@midrealm.org

Knights' Marshal

Lady Kimberly of the Three Rivers
shadowedstars.marshall@midrealm.org

Rapier Marshal

Lord Briant Ranc C.W.
shadowedstars.rapier@midrealm.org

Archery Marshal

Alfairin
shadowedstars.archery@midrealm.org

Thrown Weapons

Marshal
Lady Prudence of Colleah
shadowedstars.thrown@midrealm.org

Equestrian Marshal

Lancer Gwendolyn of
Shadowed Stars
shadowedstars.equestrian@midrealm.org

Webminister

THL Solveig Sigulfsdottir
shadowedstars.webminister@midrealm.org

Chronicler

Lady Leandra Corzi
shadowedstars.chronicler@midrealm.org

Social Media Officer

Lady Zilia Degli Giudici
shadowedstars.socialmedia@midrealm.org

FROM THE CHRONICLER



THE BARONY WANTS TO HEAR FROM YOU!

- ◆ We need everyone to submit content for our newsletter!
Things like: Editorials, pictures, Event Reports, Persona Bios, Artwork, and short stories for the quarterly newsletter!
- ◆ If you would like to create a regular or semi-regular column or have ideas of things we can include in future issues, please contact us at chronicler@shadowedstars.org!

DEADLINE FOR SUBMISSIONS:

- ◆ **Submit by December 15, 2023, for inclusion in the next issue.**

RULES FOR SUBMISSIONS:

- ◆ Release Form types:
 - * Creative - For all articles, poems, original artwork that is not a photograph, and the like // We bring this to you and we keep on file.
 - * Photographer - Photographs // We bring this to you and we keep on file.
 - * Model - For the recognizable person(s) in the photograph(s) // You get signed by people in your submitted photograph, turn it in with your photo, and we keep on file.
- ◇ Model Release Forms are available for download from midrealm.org/chronicler.
- ◇ **If you are unable to print needed Release Forms, please let the Chronicler know and they will be supplied for you.**
- ◆ Pictures:
 - ◇ Submit as many photos as you can of our Barony activities as well as events and happenings of the SCA groups around us!
 - ◇ Needed with Submission: Name of Event, date, location, SCA titles and names of those in the photo
 - ◇ Appropriate Model Release forms for those who are recognizable
- ◆ Images from the internet:
 - ◇ If you include an image from the internet with your submission, please make sure to include the active URL link to it.

This is the Fall 2023 issue of The Shadow Press, a publication of the Barony of Shadowed Stars of the Society for Creative Anachronism, Inc. (SCA, Inc.). The Shadow Press is edited by and available from Leandra Corzi, email: shadowedstars.chronicler@midrealm.org, as well on the Baronial website at <https://shadowedstars.midrealm.org/publications>. It is not a corporate publication of SCA, Inc., and does not delineate SCA, Inc. policies. Copyright © 2023 Society for Creative Anachronism, Inc. For information on reprinting photographs, articles, or artwork from this publication, please contact the Chronicler, who will assist you in contacting the original creator of the piece. Please respect the legal rights of our contributors.