



IN THIS ISSUE

Letter from Our Baronage	1
Calendar	2
Mounted War Games in REview	3-4
Solveig and Maggie	5-6
Mounted War Games Archery	7
Youth Activites	8
Word Search`	9
Equestrian Activites	10-11
Pennsic Pics	12-13
Authorizing for Rapier	14
Basics of Rapier Command Structure	15-19
Webminister Page	20
Coloring Pages	21-24
A Word from the Chronicler	25
Officer's Page	26

A LETTER FROM OUR BARONAGE

Unto all who hear or see Our Words we give greetings and good tidings! We have returned from the lands of the East, where the Great Pennsic War was held. We witnessed the many deeds of the populace of Shadowed Stars as they represented the Barony with great comport on the lists, in the A&S tents, and as volunteers. We negotiated war pay with the King and were pleased to present in our Court pay to everyone that fought, volunteered, or participated in activities. We were very pleased to see so many of you supporting each other whether on the field, at court or in camp, this warmed our heart.

Upon returning, the Barony hosted one of the largest equestrian events in the Kingdom and possibly the Known World! May the word fame of our event staff and all those volunteered ring out across Kingdom for they did an amazing job! Mounted War Games is a special event for all of Us in different ways and this one was no different. For Us is marks one year as the Baronage and we encourage all of you to reach out to us with feedback on what we are doing right and what we can improve upon. We did have a tearful moment in Court at the event as we released our Champions of the past year, and we wish to thank them so much for their service to the Barony. We did task our Champions with challenges to present to candidates that wish to take their places. We had a tremendously hard time making decisions for each of the Champions, all the gentles that competed were worthy of title. We are most pleased to announce the new Champions of Shadowed Stars!

- Archery Champion – Lord Zappacus
- Heavy Combat Champion – Lady Kimberly
- Rapier Combat Champion – Lord Hugo
- Thrown Weapons Champion – Lady Diana
- Equestrian Champion – Lady Geneva

** We will be holding the A&S Championship at Yule and will post a reminder on as we get closer to the date.

The cooler days are upon us which means the fall Coronation and Crown Tournament are around the corner along with many other excellent events. We look forward to seeing you locally at practices and around the Kingdom as we travel. We have a fantastic opportunity to share the SCA with the community at the Science Central Sci-Fi Demo. This demo is on October 8th and we will showcase all the awesome things we do in the SCA for the public during the day. Please put this date on the calendar and plan to join us. We hope as you participate in the SCA that you keep in mind people that need to be recognized for their prowess, their art or their service. Let us know who these good gentles are so we can recommend these people for awards. We are here to help you with any award recommendations and love the opportunity to see Our people be recognized.



Photo by Leandra Corzi

Yours in Service, Baron Ronan & Baroness Hadley



BARONIAL CALENDAR AT-A-GLANCE

Baronial Practices and Chats:

A&S Classes—Please see Facebook or Calendar, schedules vary

Unarmored and Armored Combat—Wednesdays 6 -8 pm EDT

Archery—please check online calendar

NOTE:

For the times, locations, class information, and most up-to-date info on these and other Shadowed Stars activities, please visit the Baronial Calendar online at:

<http://shadowedstars.midrealm.org/calendar>.

Business Meetings

October 24th 7:00 pm

November 28th 7:00 PM

December off for the Holidays

Also check recent posts on the Shadowed Stars Facebook group page for last-minute updates , possible cancelations or schedule changes.

Mounted War Games in Review

Warder Prudence of Calleigh

Event Report

Photos courtesy of Leandra Corzi



Greetings,

We survived yet another Mounted War Games this year, yay us! All things considered it went pretty smoothly. This last Mounted War Games we had approximately 240 attendees and about 31 horses. We also had a record of 42 participants on the thrown weapons range, which is quite impressive. The weather was great, everybody I talked to was having a good time. I do want to thank all the staff and everybody who pitched in to help. This event keeps getting better and better and that wouldn't be the case without all our volunteers. I look forward to next year's Mounted War Games XII.

Yours in Service,
Prudence





Solveig and Maggie Take on the Kitchen

THL Solveig
Sigulfsdottir
and
Dame
Maggie
Mackeith



Mounted War Games XI was approaching and our dear friends, Rok and Amy, asked if we would prepare their wedding feast. Of course, Sol said yes, even though she was 5000 miles away, in a land beyond the snows at the top of the world. Maggie, who always loves an opportunity to serve, was quick to jump onboard and help with this grand endeavor. “And only one meal?” they asked each other. “Oh, nay, nay,” they thought— “Let’s plan a weekend of food and fun, for the Barony and all the folks coming to the event!”

Sol: So, Maggie, what made you decide to brave the kitchen with me?

Mag: Well, Sol, I have always enjoyed cooking. I have always enjoyed our friendship; so why not put them together and have fun?!

Mag: What was your biggest worry about cooking with a partner?

Sol: That I might be too bossy and not gracious enough. I wasn’t worried about your cooking skill—you’re an awesome cook!

Mag: Happy to say that you were a model of graciousness, even when you were stressed.

Sol: What was your favorite part of the process, excluding spending time with me?

Mag: It’s really a few things. The ones that jump to mind are: watching you and Laney conspire and plan together, with laughs all around. And learning more about the planning aspects of things—how much food to buy, when to buy it, budgeting, etc.

Mag: Same question: What was your favorite part of the process, excluding spending time with me?

Sol: My favorite part is always knowing that I had fulfilled the vision of the people I am cooking for, in this case it was Rok and Amy, and knowing that people enjoyed the food.

Sol: Would you do this again?

Mag: Absolutely, but maybe with more folks taking charge of a meal—having Emma do Saturday lunch was such a relief!

Mag: What was the most challenging thing about the weekend for you?

Sol: The most challenging thing was having COVID shortly before the event. I was unable to do a lot of the prep I normally would have done ahead of the event, which added stress. However, with the partner I had in you, Maggie, and the help we had from Emma, Laney and all the others who helped, things went very smoothly—despite the stress, it ended up being one of my favorite weekends of cooking.

Sol: What else would you like to learn about doing food for an SCA event?

Mag: I am a bit interested in learning more about true in-period recipes. We did some with the wedding feast, but I think it would be interesting to plan a meal with a lot of period components while still using your best trick—



—making it approachable for the masses! (like a 14th century Scottish feast)

Mag: What is your absolute favorite thing to cook for an SCA event? What about a modern dish?

Sol: Bread, for an SCA event. It might be boring, but I really like making bread. Also, anything cooked in a clay pot over a fire. Like a pottage---I love, love, love making pottage!! Modern dish? This kind of goes in cycles. In the past, I have loved to make chicken fried rice one week and barbacoa the next. I don't have just one thing I love to make...I just love cooking!

Solveig and Maggie had a really good time and did a lot of hard work over the five-day weekend. Their friendship not only survived but was strengthened by working so closely together over the weekend. Join them in the kitchen sometime or volunteer to run food for an event...you'll have fun!

P.S. in coming months, look in this newsletter for the return of Solveig's Hearth and some of the recipes we prepared for Mounted War Games XI.

Mounted War Games Archery

Lady Aoife
Archery

Photos Courtesy of Leandra Corzi



This year at Mounted War Games I tried something new. As a fairly new MIT for Archery, I spent the weekend learning more about archery, marshaling, and helping on the range. We had quite a few new folks out to give it a try. It was a lot of fun helping them get started. We also had quite a few people that “hadn’t shot in ages” but wanted to get back into it. I learned some valuable tips on running the range. I also worked on improving my own ar-

chery skills. We had some tournaments: William Tell tournament and Double Window Tournament. Sunday morning was a Pancake shoot. The end of the weekend saw me running the archery challenge for our Baronial Championship. This was an entirely new experience. I came up with an idea for the challenge, brought the targets



and scored the shoot. I learned a lot from this, and I have lots of ideas on how to make it better. I look forward to designing additional archery shoots in the future.



Mounted War Games Youth Activities

Eoforhild
aet
Wintancaes
tre

Kids Come

It was my great pleasure to host a number of youth activities at Mounted War games this year. We started the weekend with Story Time with Baroness Hadley in the gazebo, where the children were read some delightful tales of fairies and dragons. Then I was joined by 5 children in the main hall where we created a horse face using paper plates, paper, crayons and glue. The highlight of the day was when we headed over to the Main Arena where multiple children (and adults) rode on a variety of horses. This was a very well attended activity and everyone who wanted was allowed to ride multiple times.

On Saturday and Sunday we made hobby horses out of pool noodles. The children got very creative and went well beyond the main instructions that I gave them for creating their horses. I was able to work on my glue gun skills and the children used their imaginations to make wings and unicorn horns for their horses. Many of them also used jewels to bling their horses. While we did not end up having an official horse race as I had originally planned there was a lot of horsing around during the rest of the evening. At one point we were joined by the King, who made his very own fire breathing dragon to ride into court.

On Sunday afternoon we dodged the rain drops and attempted to figure out how to play Kubbb, a lawn game, on the populous green. It was only myself and my own children, but we had a good time figuring out the rules.

Throughout the weekend there was a scavenger hunt and open crafting. The children did not participate as much as I had hoped in the scavenger hunt, but I would definitely do it again with better advertising. It is a fairly low effort activity to set up and if it keeps the kids busy some of the time then I consider that a win. The open crafting was a hit and I plan on continuing to have that available at future events and activities.

Overall, it was a very successful weekend. I would like to thank Halldora for her willingness to help with manning the crafting table and teach the children (and some adults—like me!) how to use the supplies and for helping me come up with ideas for activities. I would also like to thank Kolfoinna for arranging the pony rides and all of the equestrians for being so generous in lending their time and horses to make the pony riders have such an exciting event. Last, but not least, I would like to thank Baroness Hadley for telling the children stories on such a lovely day bright and early in the morning.

Coronation

Word
SearchForester
Gunnarr
Bogsveigier

Coronation

C	A	I	H	I	G	H	N	E	S	S	U	E	U
S	R	S	S	U	G	S	L	A	C	L	G	H	A
E	S	O	T	K	U	U	C	A	O	O	S	O	H
I	P	N	W	S	T	M	P	N	R	S	E	O	N
T	T	E	E	N	H	A	A	O	I	G	R	N	O
S	W	O	S	T	S	G	O	A	H	S	E	S	S
E	C	Q	A	H	H	E	O	W	O	R	A	S	E
J	A	O	E	F	E	A	L	T	Y	G	R	I	S
A	E	Q	U	E	E	U	A	Q	U	E	E	N	S
M	T	E	H	R	K	I	N	G	S	R	A	U	T
J	P	N	G	S	T	L	U	G	U	O	W	K	M
P	O	P	U	L	O	U	S	H	N	A	E	A	O
Q	G	N	N	R	R	N	H	N	U	E	T	J	T
C	L	S	G	S	E	O	T	T	E	G	U	I	L

KING
COURT
OATH
LARGEST
FEALTY
HIGHNESS
MAJESTIES
QUEEN
POPULOUS
CROWNS

Play this puzzle online at : <https://thewordsearch.com/puzzle/4060634/>

Mounted War Games Equestrian Activities

Equestrian

Lady Kolfinna

Photos
Courtesy of
Leandra Corzi

Hello Stars! The first weekend in September marked another Mounted War Games. We had 33 equines in attendance though a few got there late and a few had to leave early. It was impossible to count how many riders there were because of the generosity and trust of the equestrian community and participants. There was equines being borrowed and switched up all weekend! It was soooo awesome! We had eight, (yes, I said EIGHT!!!) new authorizations, two secondary authorizations, and close to 20 games, challenges, or clinics.



Horses and riders started arriving Thursday afternoon and evening. Friday morning started off with a chance at authorizing to participate in the rest of the weekend's equestrian activities. 9A.M started our first challenge course of the event followed by a tack swap, a demo on the evolution of farriery given by Katja Borsukska, Gymkhana games, mounted archery, chariot archery (you do not have to be equestrian authorized to do chariot archery), a head to head challenge, and an introduction to long lining to finish off the night.

Saturday morning saw all of our equestrians and their equines (and some k-9 friends too) dresses in their finest to participate in our cavalcade walk around site. It was such a beautiful sight to behold! Following the cavalcade was another full day of riding challenges, classes, pony rides, and ending with a rousing game of Daiku sponsored and run by Sir Sato Jiro no Bitchu who was one of the mule group visiting from the kingdom of Calontir.

Sunday kicked off with the Shadowed Stars baronial challenge course to help showcase our local equestrians skills. After serving our baronage as equestrian champion I, Lady Kolfinna, was honored to pass the title of baronial champion on to Lady Geneva. I hope she is as excited to represent Baroness Hadley, Baron Ronan, and the baronial populous as I was. Following the baronial challenge was tippet tag and then a crowd favorite for riders and spectators alike... JOUSTING! Their majesties were in attendance





and got to watch our 5 foam joust riders, one of which authorized about 5 minutes before the tournament. This was Lord Wulfgang's first time jousting, he did a remarkable job and ended up winning the Joust! I had seen how his skills have improved from year to year at MWG and I was so proud to see him enter and win the joust. After the excitement of the joust, we had a Working Equitation for riding and driving competition and ended the night with an experimental Steal the Sheep game that was brought to us by Ise of Calontir, another rider in the visit

mule group.

After 3 full days of equestrian activities, Monday brought us, yep you guessed it, more riding and driving of equines. There was palfrey riding and driving and more gymkhana games before everyone packed up and started the journey home.

This was my first time being EMiC and being in charge of any part of an event. My hope is that all the event participants had fun and went home a little tired from all the opportunities to participate in equestrian activities!

If you would like to get started in equestrian activities, please contact me or our Middle Kingdom Equestrian Officer, Gwendolyn of Shadowed Stars. You do not need to own a horse or have experience to help with equestrian activities.



Pennsic Pics

Great Pictures

Photos
Courtsey
of
Leandra
Corzi and
Isobel
Ballentyne



Our friends on the Kingdom Champions Team then both the Heavy Battle and Rapier Battle pictures.





Rok got his Award of Arms, Lady Dianna received became a member of the Order of the Dragon's Heart, Hugo received his Award of Arms and Prudence was inducted into the Order of the Bronze Ring.



Authorizing for Rapier at Mounted War Games XI

Deorwulf
aet
Wintancaestre



Authorizing for single sword in rapier was something that I had hoped to do this year but for which I never really had a firm goal in mind. I have been attending practices since this past winter. Before that I had done some training when I lived in Nashville almost ten years ago. About a week before Mounted War Games Andries Von Voorburg contacted me about authorizing at Mounted War Games. I'd had it my head that I needed to be a better fighter before authorizing when, in reality, you just need to know the rules and show that you can fight safely. The process of authorizing involves two parts. First, there is an oral test that one prepares for by reading the Rapier Marshall's Handbook. Then there is a practical exam that involves fighting someone whom you have never fought before in front of a group of marshals. The marshals watch to see that you are able to engage in rapier combat safely and that you have some level of competency.

I went into the authorization without any expectations of passing. When I did pass it changed how I view going to events because I can now participate in rapier tournaments. Normally I would have spent a significant amount of time in the kitchen at Mounted War Games, but this year I was out on the field fighting and learning more about using the rapier. Authorizing is just the beginning of the learning process in the journey to be a rapier fighter. There are other authorizations that I intend to complete and a lot more that I need to learn before I can be considered proficient.



The Basics of Rapier Command Structure

Warder
Rashid al-
Sanna

This article will provide an overview of the rapier command structure and a basic rundown of commands and formations. Originally taught as a Class at the Constellation Academy of defense this past August.

The objective of this piece is to have a better understanding of the individual officers and their overall roles involved with the Middle Kingdom's war effort (i.e., Pennsic, Gulf War). Another goal of this class is to clarify verbal commands and break down troop formations and maneuvers.

Midrealm Rapier Army Structure

Lieutenant General for Rapier

This is the main leader on and off the melee field. They act as the "liaison" between the rapier army and the overall Midrealm Army General and the Crown.

Other responsibilities include working with allies and their respective Crowns in the creation of Pennsic scenarios. They also are responsible for commanding the rapier army through the regional commanders.

XO for Rapier

This person is the second in command and their overall goal is to aid the Lt General for Rapier.

They are in charge of commanding the rapier army through the regional commanders.

Woods Battle - they take the lead and plan the overall strategy for that particular battle at Pennsic.

Chief of Staff

This is the person responsible for communicating the plans, collecting numbers and data, as well as people wrangling.

Oversee and compile the After Action Reports (AARs) and organize that data for future command staff.

Regional Commander(s)

This is the commander of a region. They are there to assist the General in steering units to their objectives so that the big objective can be completed.

During peace times (off season), it is the regional CO's job to keep track of numbers and goals and help train their units locally.

Regional XO(s)

This is the CO's Right Hand. They are there to assist in command and logistics, typically they will be given command of units when the region needs to be split and will help the CO keep the region on track in whatever objective they are given.

Command Terminology

Advance

- To move as an unit forward maintaining the current formation and distance between fighters

Step Forward

- Take one step forward (usually as an unit)

Step Back

- Take one step back (usually as an unit)

Stop

- To stop moving as an unit while continuing to fight (if engaged)

Dress The Line

- Fighters should make sure they are forming a straight continuous line with their unit. The goal is to be close enough to be able to engage not just the person in front of you but to each side as well, but not so close you hamper your linemates.

Keep This Ground

- To attempt to stay in position as a unit despite the opposing army attempting to attack and move the defending unit

Wheel Right (or Left)

- To move as an unit by pivoting on the right (left) end of the line with the pivot simply rotating and the rest of the unit moving faster the further from the pivot they are.

Shift Right (or Left)

- To move as an unit to the left/right at an angle of 90 degrees from direction the unit is facing

Reform

- To move towards the caller and for a new unit before re-engaging in combat

Refuse

- To remain at a distance outside of engagement and continue to not engage in combat, while keeping the opposite force worried about you.

Push

- To move forward and gain territory while engaged in combat

Column

- Form up in a column for attacking a kill pocket

Skirmish

- An attempt to slow down the opposing forces by using a smaller, more agile unit that specializes in attacking the opponent's flank and causing distractions in the backfield.

Basic Formations and Tactics

Block Formation

- Used for deployment of troops
- Helps maintain organization while on the move
- Often has a commander positioned behind so that they have a clear line of sight, allowing for more accurate commands
- Can be maneuvered but also does well for maintaining a position

Block Formation

```

X X X X X X   X X X X X X   X X X X X X
X X X X X X   X X X X X X   X X X X X X
X X X X X X   X X X X X X   X X X X X X
X X X X X X   X X X X X X   X X X X X X

```

Line Formation

- The most common type of formation in melee
- Allows for covering wide amounts of area
- Best when used with reinforcements/reserve units
- Most melees with “breakdown” into line formations naturally

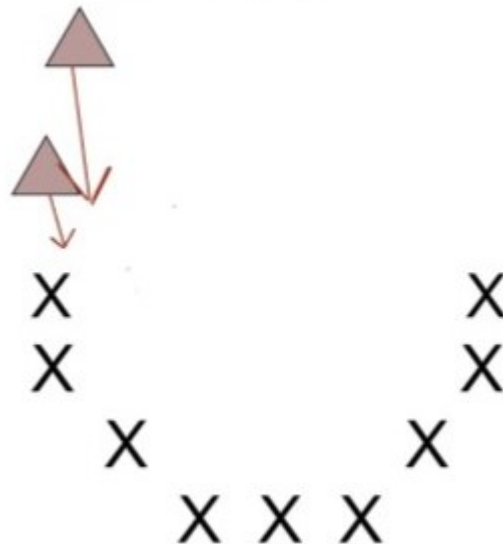
Line Formation



”Kill” Pocket Formation

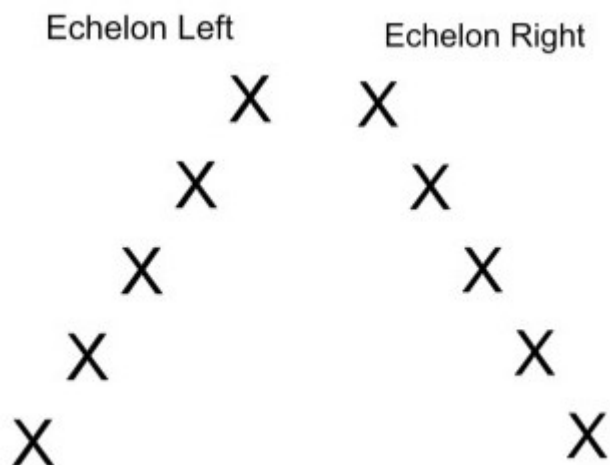
- An unit is to form in a loose “U” formation and your opponents are on the inside of the “U”
- It is excellent at defending a door way or opening
- If your opponent is savvy they may try to overwhelm one side of the “U” and attempt to “bust” the kill pocket
- This tactic is called the “Column” charge or attack

”Kill” Pocket Formation



Echelon Formation

- A formation or maneuver in which its units are arranged diagonally
- Each unit is stationed behind and to the right (a "right echelon"), or behind and to the left ("left echelon"), of the unit ahead, often use for deployment



"The Horn of the Bull" Maneuver/Tactic

- The fast-moving encircling horns consisted of the faster and more agile fighters
- The body or chest made up of the more seasoned (and less fast) fighters who would bear the brunt of a frontal attack.

Thank You

I would like to send a special thanks to Alessandra Brucioli (Bruce) and Moira Eiriksdottir for doing much of the legwork and research compiling information in this article.

Website Updates

Baroness Hadley

Greetings Everyone!

We have website and are always looking for content! Got an idea?! Send it to me via fb, email or raven depending on your style. Huge shout out to all the photographers at Mounted War Games! I can't wait to see all the different images you captured. We will be creating the photo gallery in the near future on the page.

I am looking for deputy for the Webminster position if you are interested then please reach out to me via email or FB. You do need to have a PC/laptop to work from and basic knowledge of Word documents.

Yours in Service!
Baroness Hadley

Online Resources

Baronial Website : <https://shadowedstars.midrealm.org/>

Middle Kingdom Website: <https://midrealm.org/>

SCA Website: <https://www.sca.org/>

Calendar: <https://shadowedstars.midrealm.org/calendar/>

Facebook Group: <https://www.facebook.com/groups/ShadowedStars>

Coloring Pages

#ColorOurCollections

This image is from the collection of
Queens' College Library, Cambridge



The ancient city of Constantinople
Hartmann Schedel, *Liber chronicarum* (Nuremberg, 1493) [O.1.31]

For more colouring pages, visit [ColorOurCollections.org](https://www.ColorOurCollections.org)


Reproduced by kind permission of the President and Fellows of Queens' College, Cambridge.

#ColorOurCollections

This image is from the collection of
Queens' College Library, Cambridge

ORTHOGRAPHIA
 ARCIS VRANIBVRGIN
 HVÆNNA, Astronomiæ instauran-
 à TYCHONÆ BRAHE
 ficatæ.

PRAECIPVAE DOMVS
 INSVLA PORTHMI DANICI
 dægratiâ circa annum 1580.
 exædi-



Uraniborg, the observatory of the Danish astronomer Tycho Brahe
 Tycho Brahe, *Epistolarum astronomicarum libri* (Uraniborg, 1610) [[C.14.19\(1\)](#)]

#ColorOurCollections

This image is from the collection of

Mémoire Vive

Patrimoine numérisé de Besançon memoirevive.besancon.fr



Source: Ms 1360, Bibliothèque municipale de Besançon, fin du XIVe siècle ou commencement du XVe

For more coloring pages, visit ColorOurCollections.org




#ColorOurCollections

This image is from the collection of

Mémoire Vive

Patrimoine numérisé de Besançon memoirevive.besancon.fr



Source : Ms 1360, Bibliothèque municipale de Besançon, fin du XVe siècle ou commencement du XVIe

For more coloring pages, visit ColorOurCollections.org



A word
from our
Chroni-
cler

Chronicles

Leandra
Corzi



Twenty years ago, two friends from my gaming group invited me to a fighter practice and then 12th night for the local SCA group named the Shire of Shadowed Stars. At that moment I started my journey to where I am now. There has been some amazing times, and some less than thrilling times, but I wouldn't trade my time spent here for anything. In the time since I have been active in the SCA, our group has grown into to a Barony. I have learned to sew, dance, and renewed my interest in photography, a hobby that I had put down sometime after high school.

Our group ranges from those who enjoy the martial arts, to theater fans, to the crafty ones, and the musically inclined. There is a little bit of everything to catch ones attention. For those that have been here for a bit, think back to those early days. Did those fighters catch your attention first, with the clash of rattan on shields, or the smash of two sides meeting on a melee field? Or may it was the gorgeous fabrics that walked by made into astounding dresses or doublets? Could it have been the rapier crowd, with the flash of steel reminding you of The Princess Bride or the old Errol Flynn movies? What kept you coming back? For me it was the friends and family that I found here. I found a best friend who sometimes joins me in mad escapades, and sometimes we just chill over bad drinks and movies. I have a husband that I adore, that I get to help explore various times in clothes, as well as finding new and interesting treats we can share.

The question seems to be as we come back from our long break, is how do we not only get back to our beloved hobby, but how do we share this so that our groups can grow? We have a wonder crew of officers to help with this. Have a class you want to teach, reach out to our MoAS, who can get it added to the calendar, that then, Dame Maggie can blast it away on Facebook so that people know what's going on for it. Have an idea for a demo or something that might be a good outreach program? Email our Chatelaine, they can help you with that. Don't be afraid to step forward and volunteer as a deputy to one of officers, it is a great way to learn more about yourself and our hobby.

**BARONIAL
OFFICERS**

Seneschal

Warder Rashid Al-Sanna
shadowedstars.seneschal@midrealm.org

MOAS

Lady Aiofe inghean Eoghain
shadowedstars.moas@midrealm.org

Chatelaine

Forester Gunnarr Bogsveigier
shadowedstars.chatelaine@midrealm.org

Herald

Muirenn ingen Fáelchon Uí Clerígh
shadowedstars.herald@midrealm.org

Exchequer

Baron Fergus MacPherson
shadowedstars.exchequer@midrealm.org

Knights' Marshal

Baron Rónán Haukrson
shadowedstars.marshall@midrealm.org

Rapier Marshal

Andries von Voorburg der Erlund
shadowedstars.rapier@midrealm.org

Archery Marshal

Alfairin
shadowedstars.archery@midrealm.org

Thrown Weapons

Marshal
Lady Prudence of Colleah
shadowedstars.thrown@midrealm.org

Equestrian Marshal

Lancer Gwendolyn of
Shadowed Stars
shadowedstars.equestrian@midrealm.org

Webminister

Baroness Hadley of Beckenham
shadowedstars.webminister@midrealm.org

Chronicler

Lady Leandra Corzi
shadowedstars.chronicler@midrealm.org

Social Media Officer

Dame Maggie MacKeith
shadowedstars.socialmedia@midrealm.org

FROM THE CHRONICLER



THE BARONY WANTS TO HEAR FROM YOU!

- ◆ We need everyone to submit content for our newsletter! Things like: Editorials, pictures, Event Reports, Persona Bios, Artwork, and short stories for the quarterly newsletter!
- ◆ If you would like to create a regular or semi-regular column or have ideas of things we can include in future issues, please contact us at chronicler@shadowedstars.org!

DEADLINE FOR SUBMISSIONS:

- ◆ **Submit by December 15, 2021, for inclusion in the next issue.**

RULES FOR SUBMISSIONS:

- ◆ Release Form types:
 - * Creative - For all articles, poems, original artwork that is not a photograph, and the like // We bring this to you and we keep on file.
 - * Photographer - Photographs // We bring this to you and we keep on file.
 - * Model - For the recognizable person(s) in the photograph(s) // You get signed by people in your submitted photograph, turn it in with your photo, and we keep on file.
- ◇ Model Release Forms are available for download from midrealm.org/chronicler.
- ◇ **If you are unable to print needed Release Forms, please let the Chronicler know and they will be supplied for you.**
- ◆ Pictures:
 - ◇ Submit as many photos as you can of our Barony activities as well as events and happenings of the SCA groups around us!
 - ◇ Needed with Submission: Name of Event, date, location, SCA titles and names of those in the photo
 - ◇ Appropriate Model Release forms for those who are recognizable
- ◆ Images from the internet:
 - ◇ If you include an image from the internet with your submission, please make sure to include the active URL link to it., and please confirm that said image is public domain

This is the Fall 2022 issue of The Shadow Press, a publication of the Barony of Shadowed Stars of the Society for Creative Anachronism, Inc. (SCA, Inc.). The Shadow Press is edited by and available from Leandra Corzi, email: shadowedstars.chronicler@midrealm.org, as well on the Baronial website at <https://shadowedstars.midrealm.org/publications>. It is not a corporate publication of SCA, Inc., and does not delineate SCA, Inc. policies. Copyright © 2022 Society for Creative Anachronism, Inc. For information on reprinting photographs, articles, or artwork from this publication, please contact the Chronicler, who will assist you in contacting the original creator of the piece. Please respect the legal rights of our contributors.