



# Official Newsletter for the Barony of Shadowed Stars

Constellation Region of the Middle Kingdom

## THE SHADOW PRESS

Volume 7, Issue 3

Summer Edition 2022



### IN THIS ISSUE

Letter from Our Baronage	1
<b>Calendar</b>	<b>2</b>
Draco Invictus!	3
Hosting and Event	4-5
Activities for the Young and Young at Heart	6
Word Search	7
Maps of the Middle ages	8
Battlefield Communication Part 2	9-12
Webminister	13
Coloring Pages	14-15
A Word from the Chronicler	16
Officer's Page	17

## A LETTER FROM OUR BARONAGE

Hark! Do you hear that? The sound of war trumpets are ringing thru the Realm and here our in our peaceful lands of Shadowed Stars. Will you answer the call?!? We will follow Their Majesties and our Generals to the Pennsic War next month for two weeks. We will be attending as many battles as we can, shooting archery for war points, working on our thrown weapons MIT and taking classes as time allow. We are inviting all populace to join us to process for the opening ceremonies! We will be reaching out to our champions to ensure that if they cannot attend that we have someone in their place to represent us upon the field. We will be posing our full Pennsic schedule around mid-July. If you have anything you would like us to attend, then please let us know now so we may add it to our schedule.

Speaking of that glowing ball of fire in the sky all the time – please, please hydrate before activities. The heat will be intense this summer and we all need to take care of each other. At this time there will be no water bearers at the summer events including Pennsic, please bring water for yourself. There is no shame ever in taking a break for water and shade.

Simple Day and our Summer Court will be the only two events we are attending before Pennsic. We hope you can join us for both those events. Simple Day is in Avon at the Hendricks Fairgrounds, and we will be hosting our Summer Court at Lions park in Fort Wayne. We will be announcing our Summer Court list shortly and look forward to socializing with everyone afterwards.

Yours in Light and Service  
Baron Ronan and Baroness Hadley



Photo by Leandra Corzi



Photo Courtesy of Leandra Corzi

## BARONIAL CALENDAR AT-A-GLANCE

### Baronial Practices and Chats:

A&S Zoom Chats—1st Monday of the Month, 7-8 pm EDT.

A&S Classes—Please see Facebook or Calendar, schedules vary

Unarmored and Armored Combat—Wednesdays 6 -8 pm EDT

Archery—please check online calendar

#### NOTE:

For the times, locations, class information, and most up-to-date info on these and other Shadowed Stars activities, please visit the Baronial Calendar online at:

<http://shadowedstars.midrealm.org/calendar>.

### Business Meetings

July 25th

August 22nd

September 26th

We we are hosting Mounted War Games on Labor Day weekend, please check out details for the even on the website.

<https://shadowedstars.midrealm.org/spring-coronation/>

Also check recent posts on the Shadowed Stars Facebook group page for last-minute updates , possible cancellations or schedule changes.

Draco  
Invictus!

Master  
Fergus  
Macpherson

Photo Courtesy  
of Leandra Corzi



Peerage. For many in the SCA, obtaining a peerage is the ultimate goal. Whether it is the order of the Pelican, Laurel, Master of Defense or the Chivalry, there is a path.

For some the path is never ending... I believe this is true for me. As a Pelican, the work is never done. There are still ways I can assist at events, for groups, or just individuals. I could stop doing stuff and still retain the title, but then I would not be a good example to others. When you are made a peer you actually end up with more responsibilities.

The most important thing a peer can do is raise up others in the society. This is often done by taking dependents. I have 3 amazing protégés, and they are “peers” in my eyes. My job is helping others in my order recognize what I know to be true. I don’t just work for my dependents though.


After I was made a Pelican, I started to look around the Midrealm for worthy individuals. I believed there were some who should have been made a peer before me. One of those people was Baroness Elayne Gwenliam de Belleme.

She had been in the SCA longer and done more than most peers. At 71, she was still working as regional Exchequer and Domesday Exchequer, Seneschal of her local group and all-around badass. She is the go to person for her group. She walked the path of peerage and had lost hope she would ever become a Pelican. It never stopped her drive though.

This past weekend I was able to help correct this error. Dame Roana and I begged a boon for Elayne to be elevated to our order. This was one of the greatest moments in my SCA career. I could not think of a more deserving individual. For Elayne... Draco Invictus!!!!

In Service.

Fergus Macpherson





# Hosting an Event: The Coronation of Arch and Runa

Dame Maggie Mackeith

Photos Courtesy of Leandra Corzi

Running a Kingdom event, like Crown Tourney or Coronation, is a honor for the hosting group. It means that you get to be a part of Midrealm history.

We have hosted a few Coronations over the years. It was my pleasure to be one of the Event Stewards for the most recent Coronation, that of Arch and Runa II. Interestingly enough, it was at Spring Coronation, 1992, where I received my Award of Arms from Ronin and Katya. That Coronation was also hosted by Shadowed Stars.



This Spring, over two dozen people joined forces to put on the best possible event for both Ullr and Annellyse, who were stepping down, and Arch and Runa, who were stepping up. The weather was NOT cooperative in the days leading up to the event, which meant we had to make multiple changes to the site map and schedule. But, thanks to my co-Event Steward, Diana, we had a plan. She had recommended that we, rather than printing hundreds of site books, create flyers with QR codes. These codes could be scanned and would take folks directly to the event website, where the latest updates could be found.

So, we worked with Her Excellency, Hadley, to get the QR code created. Additionally, as our Baronial Webminister, she made sure all the many updates were made in a timely fashion. We herd lots of compliments about the QR codes being posted all over.





My thanks also to the Marshals for all the outdoor activities who had to roll with the changes in location, as well as dealing with site challenges. Also, a shout out to our “indoor” department heads, like the Merchant Coordinator, Gate Manager, Info Point/Volunteer Coordinators, Class and Artisan Greene Schedulers, Children’s Activities planners, Royalty Liaison and our Food Steward. You all are what made the event work. Without you, Diana and I would’ve been unsuccessful in making this event happen.



If you weren’t on staff, but want to try it out, reach out to Prudence. She is our Event Steward for Mounted War Games. And never be afraid to try being on staff for a Kingdom Event. There are tons of jobs and lots of help, so give it a try and have fun!



Activities  
for the  
Young and  
the Young  
at Heart at  
Coronation

Eoforhild  
aet  
Wintan  
caes  
tre

Photo courtesy of  
Leandra Corzi

I had the pleasure of coordinating the youth activities at Coronation and I would like to report that we had a wonderful time. Halldora and I planned out schedule of activities that kept the children entertained throughout the day. After court there was clay time with Halldora where we learned to make pinch pots that are useful to hold beads, pins and other tiny things. Then there was game time with Eoforhild where we learned how to play Nine Men's Morris (which my daughter was able to beat me at after only a few games!). The children relaxed and ate cookies during story time with Baroness Hadley and ended the day with block printing with Aoife inghean Eoghain, where they decorated pouches. Throughout the day there was open crafting where the children made sheep, bookmarks, colored pictures, drew on a white board and painted and colored whatever they could imagine! There was also a selection of books to peruse in our little library.

With the support of those who taught classes and donated materials we were able to make Coronation a fun experience for all who happened to come by our table. There was something for everyone and I am so glad that I was able to take part in coordinating these activities. I am excited to see what we can come up with for the future!





Huzzah!!! Pennsic is quickly approaching!

Whether you are preparing to return from our long town run, or will be watching and supporting from the cool comfort of a personal castle, please enjoy this word game. Many of the well known sights and places, of our Pennsic village, people have been talking about are the highlight of this word game. Included is a picture of a user friendly map that is different than you might find in the booklets at site. So, when you hear how someone hates walking up Runestone Hill or they went down through the swamp and went to a party that, we don't talk about Bruno, oh wait I mean, Bog... we don't talk about Bog parties... you will be able to visualize the site and somewhat know the whereabouts of these places.

I remember my first Pennsic and reminiscing now, I had no clue how big site was. I had heard how far the archery range was but when actually going out to it, (take the shuttle, trust me!) I was just in awe. It took me a little bit and asking some questions to make sure I was in the right place or going the correct direction. Honestly, one of my favorite things to do is just wander and look at all the fascinating camps! Seeing how they build and decorate, I just love it! Try to stay cool and have fun! Don't hesitate to visit the Emergency services tent if you need assistance they are there to help you! Don't forget your sunscreen or to wear your sun-wear and stay hydrated!

Name: \_\_\_\_\_  
 Created with TheTeachersCorner.net Word Search Maker

### Pennsic

In preparation for Pennsic here is a word search of some of the main areas around the Pennsic site!

I U P A Q Z M Q I E G T A F T E Q O N N  
 R W J S E R E N G E T I L R T E A O Y X  
 I T D M U X X E B O E Z I Z G N W J R V  
 G V X S B W H L Q L K Z Z O D N E C C L  
 N W B X F O O A H S J L S C S V B E F X  
 Z N T P J O T O J K Y I M Y P G K Q T P  
 T C D P K C R E S W M X Z B C H G V I G  
 V U D Y M D N T W R W L G B O G V T M D  
 L K X L E A J S X O K V U O S B K H B W  
 V Y P H E U W A G D I A E J Z U N A U R  
 Y A I J I I Z S U A O T B H S G N Z K K  
 W L Z M Y U F Y P K Q V G X Y Y A T T V  
 L J W Z C J X E V E M V O P Q H U Y H I  
 R L C D N E E A L D C B Z J P H X N R N  
 S T B U S D H Y A T G S T I B T G M E O  
 I D D Z W P W Q G R T Z M H E X X S E P  
 Y K I P H C N N L I Y A C R Z P G G C Z  
 Z Q N M C Z I E M E H B B L F K I Z D G  
 E N P M X I I S T Z C E N O T S E N U R  
 J T E B R T U C H U X H I L L I Q E T C

BATTLEFIELD  
 RUNESTONE  
 HORDEHILL

SERENGETI  
 SWAMP  
 TUCHUXHILL

TIMBUKTHREE  
 BOG



# Maps of the Middle Ages



<https://www.flickr.com/photos/britishlibrary/51194401337/in/album-72157719566255050/>

Ortelius, Abraham , "Theatro de la Tierra Vniversal de Abraham Ortelio, Cosmographo d'el Rey Nvestro Señor: con sus declaraciones traduzidas d'el Latin." por Christoual Plantino, Prototypographo d'el Rey nuestro Señor en sus Estados Baxos. 1588 .

## Part 2

### Battlefield Communication

*Battlefield*

Sir

Pellinor of  
Shadowed  
Stars

This is Part 2 of the Battlefield Communication Class that Master Fergus and I taught for RUM

The full class can be seen on Youtube at  
<https://www.youtube.com/watch?v=DIrWg6slaNk&t=12s>

What follows here are the small-unit tactics that have made the Midrealm Army the mighty force that it is. These tactics are discussed on the small unit (company and lance level), but many of the principles are applicable to the larger scale. Commanders should know these tactics and the associated terminology and teach them to their troops.

#### Shield Wall Formation & Function

The ultimate basic unit formation, but often taken for granted, or worse, misused. Actual function is dependent on the unit's mission, which dictates loose, open, or closed order. Most units, from lance to army generally use this formation, which lends itself to defense or assault equally well.

#### Charging

Charging to assault an enemy position is quite probably the most common tactic used in SCA combat, but rarely is it used correctly. An assault (full) charge should be executed in formation (typically a column), with the front rank moving and hitting as one, supported by the secondary and rear ranks. On impact, the front ranks should spread from the center outward, allowing the rear ranks to push deeper into the enemy unit. This creates a divide & conquer situation, as well as disordering the enemy unit and allowing for overwhelming firepower to be deployed against smaller numbers.

It should be noted that when a unit receives the order to charge it does not necessarily mean that they should run screaming as fast as they can at the enemy as soon as 'lay-on' or the order is called. Commanders should consider distance and timing. The more distance a unit covers while charging the less of a unified impact they will have upon engagement. Units will only stay ordered as long as they move as fast as their slowest soldiers. To execute the 3-step charge, the unit moves to engage the enemy at an orderly pace, then charges about 3 steps from them. Aside from being used for all-out assault, charges can be broken down into 4 basic types, detailed below.

#### Counter-Charging/Receiving A Charge

Counter-charging can be an effective means of stopping a charge or taking advantage of a charging unit that is disordered by their movement. This tactic relies heavily on the ability of the unit commander to read the unfolding situation and time the counter-charge appropriately.

Front-line troops receiving charges should not stand tall and soak up the charging unit. This creates the problem that the longweapon support is unable to target and kill the enemy. Front rank troops receiving charges should take a strong almost-squatting position (lower center of gravity) that forces the enemy up and over them, standing them up as targets for long weapon support.

### Pulse Charge

Also known as an 'Out & Back,' 'Smash &

Grab,' 'Hit & Run,' etc. This is a short charge by the front 1 or 2 ranks of a shield line intended to clear the 'no-man's' land between opposing lines. Lines making a Pulse Charge should charge out 2 or 3 steps, take two or three swings at enemy targets and immediately fall back to friendly lines.

### Press

This is a charge by a line into shield-to-shield contact with the enemy line intended to take and hold the 'no-man's' land between opposing lines while forcing the enemy to retreat ground or die where they stand. It is not intended that troops should penetrate enemy lines when given a 'Press' order.

### Column Charge

Column charges are best done with lancesized units ranging from 3 to 6 fighters. The purpose of a column charge is to create a weak point in an enemy line; they are not intended to be suicide runs but they typically expect a high casualty rate, especially when unsupported. The charging lance should leave their line from the second rank in a single column, expanding as they impact the target, and engage and kill the enemy until the primary line has advanced in support of the column charge. Multiple consecutive column charges staggered from alternating points in the line and timed correctly can create disorder in enemy lines that can be taken advantage of by a pulse charge or a full assault, allowing the attackers to gain and hold ground.

### Sweep

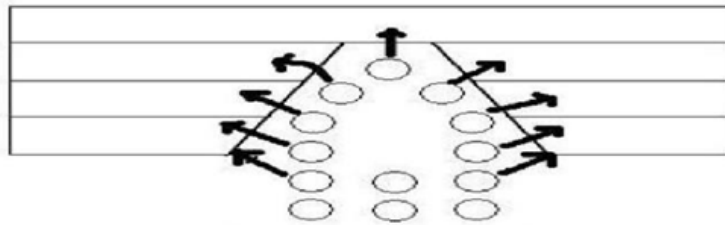
Sweep charges are performed using 2-3 fast shieldmen in static lines, and is a focused version of a column charge. Their purpose is to attack and destroy or otherwise neutralize a specific target, such as heroes, commanders, or significant threats within the enemy formation. Like column charges, they are not intended to be suicide runs; rather, once the shieldmen achieve the objective of killing or otherwise neutralizing their target (by driving them from a threatening position) they should fall back into safe ranks.

### Pin & Envelope

When two or more fighters attack another fighter, the leading attacker should be designated as the 'pin;' the role of the 'pin' is to pin the target's weapon(s) and or shield, allowing successive attackers the ability to quickly kill the target from flanking positions. The pin & envelope technique illustrates at the most basic level the Four F Model and should be the basis of any tactical considerations the battlefield commander is making. The pin & envelope maneuver is the foundation of the classic 'hammer & anvil' tactic, which is the performance of the pin & envelope on a large scale.




### Column Charge - Acts like a wedge

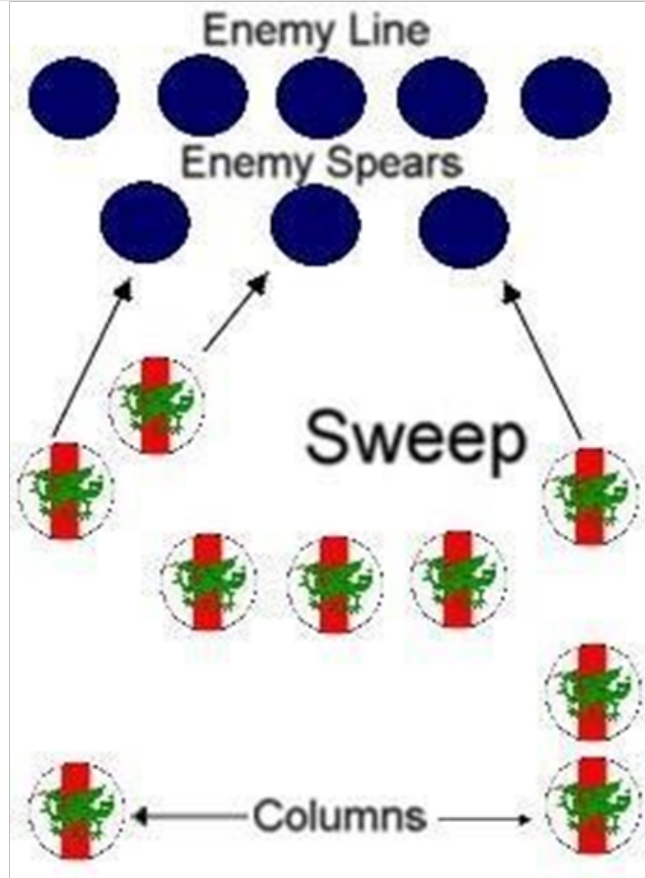
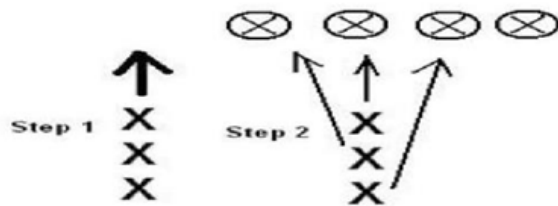


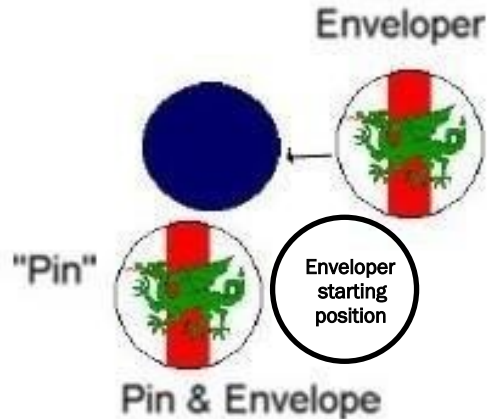
Penetrate enemy ranks, drive as deep as possible

### Alternate Column charge configurations



**Important Note:** Warriors must charge at different angles, especially on start of charge, otherwise a grid lock occurs, which stops our own momentum.





### Denial of Engagement

The purpose of denying engagement is to keep your unit from fighting an enemy until your terms of engagement are met (reinforcements, terrain, positioning, etc.). This is achieved by moving your unit just out of weapons range while remaining close enough to be a threat to the enemy. Oblique order is an ideal formation for this technique.

### Ignoring the Wounded

Legged opponents are easily enough dispatched after the greater force is defeated; aside from pulling valuable manpower, time, and energy from the larger fight, legged opponents can create an obstacle for their allies. Of course, if those same legged opponents are an obstacle to achieving your unit's mission objective then they should be removed.

### Kill Pocket

This is done utilizing a shield wall in typically in open inverted wedge order. Spearmen move out in front of the shield wall, extending their range. The shield wall in open order allows the spears to retreat if charged. Ideally suited for a static limited front, such as the end of a bridge.

Kill pockets are defeated by using sweeps, smash & grabs to clear the enemy, crossover column charges to break through the hinge points of the pocket, and supporting with pulse charges and assaults.

## Website Updates

Baroness  
Hadley

Webminis

Photo Contest! Summer events are a fantastic time to capture SCA moments. We will be creating a photo gallery page on the website and would love to show case your photos. Please submit a photo by September 1, 2022. All participants will be receiving a small prize, and all will be entered to in a raffle to win a Shadowed Stars banner. Multiple entries can be entered per person.

Please send your entries to [Hadley.of.beckenham@gmail.com](mailto:Hadley.of.beckenham@gmail.com)

I am looking for deputy for the Webminster position if you are interested then please reach out to me via email or FB. You do need to have a PC/laptop to work from and basic knowledge of Word documents.

### Online Resources

Baronial Website : <https://shadowedstars.midrealm.org/>

Middle Kingdom Website: <https://midrealm.org/>

SCA Website: <https://www.sca.org/>

Calendar: <https://shadowedstars.midrealm.org/calendar/>

Facebook Group: <https://www.facebook.com/groups/ShadowedStars>



# Coloring Pages



ETON COLLEGE COLLECTIONS

ARCHIVES, ART, LIBRARY & MUSEUMS




This image is from the collection of

Woodcut from Konrad Lykosthenes, *Prodigiorum ac ostentorum chronicon*, Basel: Heinrich Petri, 1557 (Gc.3.20)

For more coloring pages, visit [ColorOurCollections.org](http://ColorOurCollections.org)



This image is from the collection of  
Queens' College Library, Cambridge



Peacock displaying its tail feathers  
Conrad Gessner, *Historiae animalium* (Zurich, 1551) [E.10.1-3]

For more colouring pages, visit [ColorOurCollections.org](http://ColorOurCollections.org)

Reproduced by kind permission of the President and Fellows of Queens' College, Cambridge.

A word  
from our  
Chroni-  
cler

*Chronicles*

Leandra  
Corzi



The SCA can mean different things to many of our members. Society of Creative Anachronism, that's us, yep, we are the people in funny clothes our parents warned us about. And that's okay. My favorite description of what we do is often summed up as the historical group where the hobby is to collect more hobbies. Start out coming for the fighting? Stay for the food and dancing. Hey look, swords, horses, fancy dress, and games; all things found at different events. Have a friend who likes yarn? Maybe suggest they check out the weaving and knitting groups, also have they heard about nalbinding? Did you and your friends grow up

wishing you were a Musketeers, a Samurai, or a Knight of olden times? If so, have you tried inviting them to our different martial activities? How about jousting or horses? We host one of the largest equestrian events every year, invite them to check Mounted War Games.

So many different paths can bring people to our hobby, no two paths are the same. We have fighters, crafters, bards, and everyone had the chance to grow in this hobby of ours.





**BARONIAL  
OFFICERS**

**Seneschal**

Warder Rashid Al-Sanna  
[shadowedstars.seneschal@midrealm.org](mailto:shadowedstars.seneschal@midrealm.org)

**MOAS**

Lady Aiofe inghean Eoghain  
[shadowedstars.moas@midrealm.org](mailto:shadowedstars.moas@midrealm.org)

**Chatelaine**

Forester Gunnarr Bogsveigier  
[shadowedstars.chatelaine@midrealm.org](mailto:shadowedstars.chatelaine@midrealm.org)

**Herald**

Muirenn ingen Fáelchon Uí Clerígh  
[shadowedstars.herald@midrealm.org](mailto:shadowedstars.herald@midrealm.org)

**Exchequer**

Baron Fergus MacPherson  
[shadowedstars.exchequer@midrealm.org](mailto:shadowedstars.exchequer@midrealm.org)

**Knights' Marshal**

Baron Rónán Haukrson  
[shadowedstars.marshall@midrealm.org](mailto:shadowedstars.marshall@midrealm.org)

**Rapier Marshal**

Andries von Voorburg der Erlund  
[shadowedstars.rapier@midrealm.org](mailto:shadowedstars.rapier@midrealm.org)

**Archery Marshal**

Alfairin  
[shadowedstars.archery@midrealm.org](mailto:shadowedstars.archery@midrealm.org)

**Thrown Weapons**

**Marshal**  
Lady Prudence of Colleah  
[shadowedstars.thrown@midrealm.org](mailto:shadowedstars.thrown@midrealm.org)

**Equestrian Marshal**

Lancer Gwendolyn of  
Shadowed Stars  
[shadowedstars.equestrian@midrealm.org](mailto:shadowedstars.equestrian@midrealm.org)

**Webminister**

Baroness Hadley of Beckenham  
[shadowedstars.webminister@midrealm.org](mailto:shadowedstars.webminister@midrealm.org)

**Chronicler**

Lady Leandra Corzi  
[shadowedstars.chronicler@midrealm.org](mailto:shadowedstars.chronicler@midrealm.org)

**Social Media Officer**

Dame Maggie MacKeith  
[shadowedstars.socialmedia@midrealm.org](mailto:shadowedstars.socialmedia@midrealm.org)

## FROM THE CHRONICLER



### THE BARONY WANTS TO HEAR FROM YOU!

- ◆ We need everyone to submit content for our newsletter!  
Things like: Editorials, pictures, Event Reports, Persona Bios, Artwork, and short stories for the quarterly newsletter!
- ◆ If you would like to create a regular or semi-regular column or have ideas of things we can include in future issues, please contact us at [chronicler@shadowedstars.org](mailto:chronicler@shadowedstars.org)!

#### DEADLINE FOR SUBMISSIONS:

- ◆ **Submit by Sept 20, 2021, for inclusion in the next issue.**

#### RULES FOR SUBMISSIONS:

- ◆ Release Form types:
  - \* Creative - For all articles, poems, original artwork that is not a photograph, and the like // We bring this to you and we keep on file.
  - \* Photographer - Photographs // We bring this to you and we keep on file.
  - \* Model - For the recognizable person(s) in the photograph(s) // You get signed by people in your submitted photograph, turn it in with your photo, and we keep on file.
- ◇ Model Release Forms are available for download from [midrealm.org/chronicler](http://midrealm.org/chronicler).
- ◇ **If you are unable to print needed Release Forms, please let the Chronicler know and they will be supplied for you.**
- ◆ Pictures:
  - ◇ Submit as many photos as you can of our Barony activities as well as events and happenings of the SCA groups around us!
  - ◇ Needed with Submission: Name of Event, date, location, SCA titles and names of those in the photo
  - ◇ Appropriate Model Release forms for those who are recognizable
- ◆ Images from the internet:
  - ◇ If you include an image from the internet with your submission, please make sure to include the active URL link to it.

This is the Summer 2022 issue of The Shadow Press, a publication of the Barony of Shadowed Stars of the Society for Creative Anachronism, Inc. (SCA, Inc.). The Shadow Press is edited by and available from Leandra Corzi, email: [shadowedstars.chronicler@midrealm.org](mailto:shadowedstars.chronicler@midrealm.org), as well on the Baronial website at <https://shadowedstars.midrealm.org/publications>. It is not a corporate publication of SCA, Inc., and does not delineate SCA, Inc. policies. Copyright © 2022 Society for Creative Anachronism, Inc. For information on reprinting photographs, articles, or artwork from this publication, please contact the Chronicler, who will assist you in contacting the original creator of the piece. Please respect the legal rights of our contributors.